

**USER'S GUIDE**

# **SPELLWORKS**

**VERSION 1.0**

# FOUNDATION SYSTEMS

© 1997-1998 Foundation Systems. All Rights Reserved.  
PO Box 2330  
Stanford, CA 94309-2330  
<http://www.tow.com/>

Every effort has been made to ensure that the information presented in this manual is accurate. Foundation Systems is not responsible for printing or clerical errors.

Apple, Newton, MessagePad, eMate, the Light bulb logo, and Macintosh are registered trademarks of Apple Computer, Inc., registered in the U.S. and other countries.

Microsoft is a trademark, and Windows is a registered trademark of Microsoft Corp.

Mention of third-party products is for informational purposes and only constitutes neither an endorsement nor a recommendation. Foundation Systems assumes no responsibility with regard to the performance or use of these products.

# Contents

---

1	Getting Started.....	2
2	Using SpellWorks .....	4
3	Adjusting Preferences .....	6
4	Troubleshooting.....	7
	Software License .....	8

# 1. Getting Started

---

## About SpellWorks

SpellWorks is an enhancement to the NewtWorks word processing application for the Newton. SpellWorks has an interactive spell checker that notifies you of misspelled words as you type. In addition, SpellWorks has an auto-expansion feature that lets you enter text in only a few keystrokes.

## System Requirements

To use SpellWorks on your Newton device, you need the following:

- a Newton device running the Newton 2.0 operating system or later.
- 30 kilobytes of storage space, plus additional storage space for new expansions.
- NewtWorks word processor.
- An external or built-in keyboard.

## Installation


If SpellWorks is not already installed on your Newton device, you need to install it into your Newton's memory or onto a PC card. To do this, you use a Newton utility that can install software packages, such as the Newton Connection Utilities or Newton Backup Utility, with a computer running the Mac OS or Windows operating system.

Once installed, the SpellWorks is automatically stored in the Extensions folder in the Extras Drawer.

# Opening SpellWorks

SpellWorks automatically starts working when you use the word processing component of NewtWorks. To open SpellWorks, follow the directions below:

- 1 Tap Extras.


Note: If you don't see the Extras Drawer icon, it means Extras is the backdrop, the default background application. Go to the Extras Drawer by tapping every  you see. For more information about the backdrop application, refer to the documentation that came with your Newton device.

- 2 If you don't see the Works icon, tap the folder tab and tap Unfiled Icons.



- 3 Tap the Works icon **Works**.

Note: If the Works icon doesn't appear, tap Extras, tap the folder tab, and in the list that appears, tap All Icons. Then tap the Works icon.

- 4 Tap Tools and in the list that appears, tap SpellWorks.
- 5 When you are finished using Works , tap  to quit.

## 2. Using SpellWorks

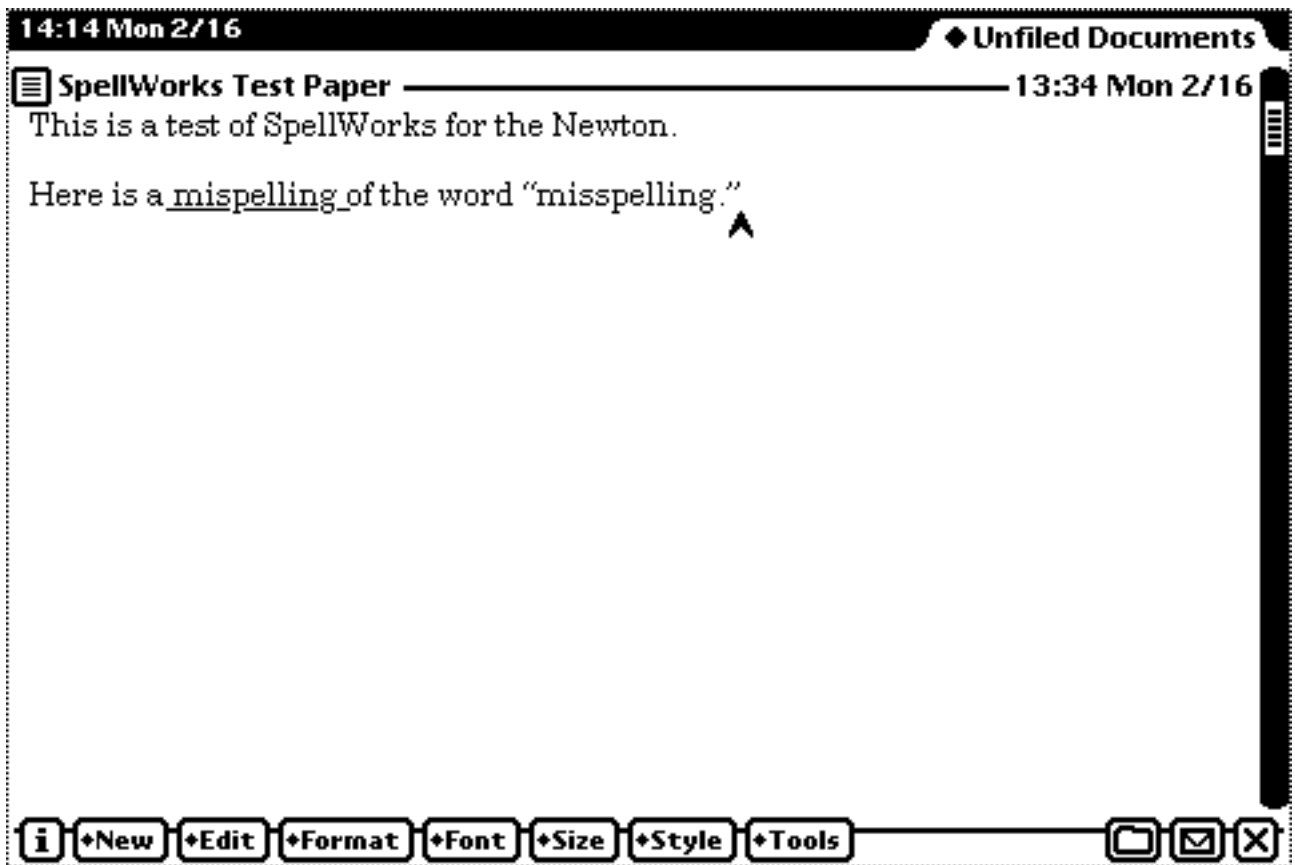
---

### Using the interactive spellchecker

SpellWorks can notify you whenever a misspelled word is typed on your Newton in NewtWorks.

- 1 Open NewtWorks.
- 2 Tap New and in the list that appears, tap Paper.
- 3 Start writing.

When SpellWorks detects a misspelled word, it either (1) marks the misspelled word with a different font style or (2) beeps to alert the user.



- 4 Double-tap on the misspelled word, and in the list that appears, tap the correct word.  
Note: The font style reverts back to the normal font style.

# Using expansions

SpellWorks can automatically expand or correct text for you. As you type, SpellWorks automatically searches for and expands words located in its expansion soup.


SpellWorks comes with a list of pre-defined expansions:


- adn : and
- i : I
- incl : include
- occurence : occurrence
- recieve : receive
- seperate : separate
- teh : the

## Creating New Expansions

- 1 Tap Tools and in the list that appears, tap SpellWorks.
- 2 Tap New.

The new expansion slip appears:

A screenshot of a mobile application interface for creating a new expansion. It features a white background with a black border. At the top left, the word "Search" is followed by a dotted line for text entry. Below it, the word "Replace" is followed by a dotted line. The main body of the form consists of ten horizontal dotted lines for text entry. At the bottom left, there is a keyboard icon, and at the bottom right, there is a closebox icon (a square with an 'X' inside).


- 3 Enter your search and replace text.
- 4 Tap the closebox  to save your new expansion.

# 3. Adjusting Preferences


---

1 Tap Tools and in the list that appears, tap SpellWorks.

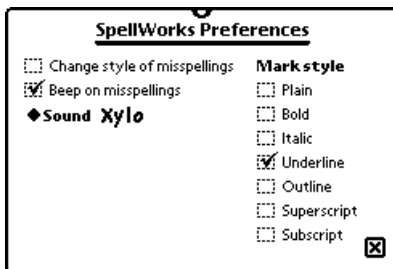
The SpellWorks application appears:



- Mark misspelled words—Mark or alert the user when misspelled words are typed.
- Only mark words with alternate spellings—Mark only those words that the spelling checker finds alternate.
- Use smart quotes—Replaces straight quotes with curly quotes.
- Use expansions—Auto-expand text.

2 Tap the Information button  and in the list that appears, tap Prefs.

The SpellWorks preferences slip appears:



- Change style of misspellings—Have SpellWorks change the font style of misspelled words according to the preferences in Mark style.
- Beep on misspellings—Have SpellWorks beep whenever a misspelled word is typed.
- Sound—Set the sound for SpellWorks to play when misspelled words are typed.
- Mark style—Set the font style for SpellWorks to use when misspelled words are typed.

3 Tap the closebox  to save your preferences.



## 4. Troubleshooting

---

This chapter describes common problems and suggests solutions. Note, that many of the procedures here can be found in more detail in the preceding chapters. Because SpellWorks is released free to the Newton, support for the product will be limited. Try contacting Foundation Systems at [support@tow.com](mailto:support@tow.com) for more information.

Works acts funny when I remove my storage card.

You may have SpellWorks loaded on your storage card, or another third-party Works add-on utility such as WorksBetter (StandAlone, Inc.) or writeStuff (Landware). Try moving SpellWorks to your internal store or moving your third-party Words add-on to the internal store and restart your Newton.

If I go in with the backspace key and manually correct the key, SpellWorks doesn't revert to the original font.

You will have to manually change the font yourself.

# Foundation Systems Software License

---

PLEASE READ THIS LICENSE CAREFULLY BEFORE USING THE SOFTWARE. BY USING THE SOFTWARE, YOU ARE AGREEING TO BE BOUND BY THE TERMS OF THIS LICENSE. IF YOU DO NOT AGREE TO THE TERMS OF THIS LICENSE, PROMPTLY RETURN THE SOFTWARE TO THE PLACE WHERE YOU OBTAINED IT AND YOUR MONEY WILL BE REFUNDED.

1. License. The application, demonstration, system and other software accompanying this License, whether on disk, in read only memory, or on any other media (the "Foundation Systems Software") and the related documentation are licensed to you by Foundation Systems. You own the media on which the Foundation Systems Software is recorded but Foundation Systems and/or Foundation Systems' Licensor(s) retain title to the Foundation Systems Software and related documentation. This license allows you to use the Foundation Systems Software on a single computer or Personal Digital Assistant ("PDA"). You may also transfer all your license rights in the Foundation Systems Software, the related documentation and a copy of this License to another party, provided the other party reads and agrees to accept the terms and conditions of this License.
2. Restrictions. The Foundation Systems Software contains copyrighted material, trade secrets and other proprietary material and in order to protect them you may not decompile, reverse engineer, disassemble or otherwise reduce the Foundation Systems Software to a human-perceivable form. You may not modify network, rent, lease, loan, distribute, or create derivative works based upon the Foundation Systems software in whole or in part. You may not electronically transmit the Foundation Systems Software from one device to another or over a network.
3. Termination. This License is effective until terminated. You may terminate this License at any time by destroying the Foundation Systems Software and related documentation. This License will terminate immediately without notice from Foundation Systems if you fail to comply with any provision of this License. Upon termination you must destroy the Foundation Systems Software and related documentation.
4. Export Law Assurances. You agree and certify that neither the Foundation Systems Software nor any other technical data received from Foundation Systems nor the direct product thereof, will be exported outside the United States except as authorized and as permitted by the laws and regulations of the United States. If the Foundation Systems Software has been rightfully obtained by you outside of the United States, you agree that you will not re-export the Foundation Systems Software nor any other technical data received from Foundation Systems, nor the direct product thereof, except as permitted by the laws and regulations of the United States and the laws and regulations of the jurisdiction in which you obtained the Foundation Systems Software.
5. U.S. Government Restricted Rights. The Foundation Systems Software is provided with RESTRICTIVE RIGHTS. Use, duplication, or disclosure by the Government is subject to restrictions as set forth in applicable section of FAR 52.227-19 (c) (2) or DOD FAR supplement 252.227-7013 subdivisions (b) (3) (ii) and (c) (1) (ii) of The Rights in Technical Data and Computer Software clause. Contractor/manufacture is Foundation Systems, PO Box 2330, Stanford, CA 94309-2330.
6. Disclaimer of Warranty on Foundation Systems Software. You expressly acknowledge and agree that use of the Foundation Systems Software is at your sole risk. The Foundation Systems Software and related documentation are provided "AS IS" and without warranty of any kind and Foundation Systems and Foundation Systems Licensor(s) (for the purposes of provisions 6 and 7 Foundation Systems and Foundation Systems Licensor(s) shall be collectively referred to as "Foundation Systems") EXPRESSLY DISCLAIM ALL WARRANTIES, EXPRESS OR IMPLIED, INCLUDING BUT NOT LIMITED TO, THE IMPLIED WARRANTIES OF MERCHANTABILITY AND FITNESS FOR A PARTICULAR PURPOSE. FOUNDATION SYSTEMS DOES NOT WARRANT THAT THE FUNCTIONS CONTAINED IN THE FOUNDATIONS SYSTEMS SOFTWARE WILL MEET YOUR REQUIREMENTS, OR THAT THE OPERATION OF THE FOUNDATIONS SYSTEMS SOFTWARE WILL BE UNINTERRUPTED OR ERROR-FREE, OR THAT DEFECTS IN THE FOUNDATION SYSTEMS WILL BE CORRECTED. FURTHERMORE FOUNDATION SYSTEMS DOES NOT WARRANT OR MAKE ANY REPRESENTATIONS REGARDING THE USE OR THE RESULTS OF THE USE OF THE FOUNDATION SYSTEMS SOFTWARE OR RELATED DOCUMENTATION IN TERMS OF THEIR CORRECTNESS, ACCURACY, RELIABILITY OR OTHERWISE. NO ORAL OR WRITTEN INFORMATION OR ADVICE GIVEN BY FOUNDATION SYSTEMS OR A FOUNDATION SYSTEMS AUTHORIZED REPRESENTATIVE SHALL CREATE A WARRANTY OR IN ANY WAY INCREASE THE SCOPE OF THIS WARRANTY. SHOULD THE FOUNDATION SYSTEMS SOFTWARE PROVE DEFECTIVE, YOU (AND NOT FOUNDATION SYSTEMS OR A FOUNDATION SYSTEMS AUTHORIZED REPRESENTATIVE) ASSUME THE ENTIRE COST OF ALL NECESSARY SERVICING, REPAIR OR CORRECTION. SOME JURISDICTIONS DO NOT ALLOW THE EXCLUSION OF IMPLIED WARRANTIES, SO THE ABOVE EXCLUSION MAY NOT APPLY TO YOU.
7. Limitation of Liability. UNDER NO CIRCUMSTANCES INCLUDING NEGLIGENCE, SHALL FOUNDATION SYSTEMS BE LIABLE FOR ANY INCIDENTAL, SPECIAL OR CONSEQUENTIAL DAMAGES THAT RESULT FROM THE USE OR INABILITY TO USE THE FOUNDATION SYSTEMS SOFTWARE OR RELATED DOCUMENTATION, EVEN IF FOUNDATION SYSTEMS OR A FOUNDATION SYSTEMS AUTHORIZED REPRESENTATIVE HAS BEEN ADVISED OF THE POSSIBILITY OF SUCH DAMAGES. SOME JURISDICTIONS DO NOT ALLOW THE LIMITATION OR EXCLUSION OF LIABILITY FOR INCIDENTAL OR CONSEQUENTIAL DAMAGES SO THE ABOVE LIMITATION OR EXCLUSION MAY NOT APPLY TO YOU.

In no event shall Foundation Systems' total liability to you for all damages, losses and causes of action (whether in contract, tort (including negligence) or otherwise) exceed the amount paid by you for the Foundation Systems Software.

8. Controlling Law and Severability. This License shall be governed by and construed in accordance with the laws of the United States and the State of California, as applied to agreements entered into and to be performed entirely within California between California residents. If for any reason a court of competent jurisdiction finds any provision of this License, or portion thereof, to be unenforceable, that provision of the License shall be enforced to the maximum extent permissible so as to effect the intent of the parties, and the remainder of this License shall continue in full force and effect.

9. Complete Agreement. This License constitutes the entire agreement between the parties with respect to the use of the Foundation Systems Software and related documentation, and supersedes all prior or contemporaneous understandings or agreements, written or oral, regarding such subject matter. No amendment or modification of this License will be binding unless in writing and signed by a duly authorized representative of Foundation Systems.