

User's Guide

Corrector+

version 2.6

# Foundation Systems

© 1997-1998 Foundation Systems. All Rights Reserved.  
PO Box 2330  
Stanford, CA 94309-2330  
<http://www.tow.com/>

Every effort has been made to ensure that the information presented in this manual is accurate. Foundation Systems is not responsible for printing or clerical errors.

Apple, Newton, MessagePad, eMate, the Light bulb logo, and Macintosh are registered trademarks of Apple Computer, Inc., registered in the U.S. and other countries.

Microsoft is a trademark, and Windows is a registered trademark of Microsoft Corp.

Mention of third-party products is for informational purposes and only constitutes neither an endorsement nor a recommendation. Foundation Systems assumes no responsibility with regard to the performance or use of these products.

# Contents

---

1	Getting Started.....	2
2	Overview .....	4
3	Activating Corrector+ .....	5
4	Creating and Editing Corrections .....	7
5	Setting Preferences .....	9
6	Frequently Asked Questions .....	10
	Software License .....	xx

# 1. Getting Started



---

## About Corrector+

The Newton's handwriting recognition (HWR) engine is nothing short of amazing. Still, many people have to adjust their handwriting styles for maximum accuracy with the printed recognizer. Words that appear to be written correctly are not recognized by the Newton because some characters were connected. Examples include:

- writing -> writiy
- thinking -> thinkig
- something -> someth.ng
- The -> TM
- Careful -> (areful

If this happens, the correction procedure is as follows:

- 1 Double tap on the word. The correct word is not in the correction list.
- 2 Tap on the corrector  or keyboard .
- 3 Enter in the appropriate characters.

In the end, you get the word you originally wanted, but you have lost time and patience. Corrector+ alleviates some of this by allowing you to define sets of corrections to deal with common and consistent HWR mistakes. Corrections occur either automatically as you write or interactively (the user double taps on a word to see the correct suggestions).

# System Requirements

To use Corrector+ on your Newton device, you need the following:

- a Newton device running the Newton 2.0 operating system or later.
- 32 kilobytes of storage space, plus additional storage space for new corrections.


## Installation

If Corrector+ is not already installed on your Newton device, you need to install it into your Newton's memory or onto a PC card. To do this, you use a Newton utility that can install software packages, such as the Newton Connection Utilities or Newton Backup Utility, with a computer running the Mac OS or Windows operating system.

Once installed, the Corrector+ is automatically stored in the Unfiled folder in the Extras Drawer.

## Opening Corrector+

- 1 Tap Extras.

Note: If you don't see the Extras Drawer icon, it means Extras is the backdrop, the default background application. Go to the Extras Drawer by tapping every  you see. For information about the backdrop application, refer to the documentation that came with your Newton device.

- 2 If you don't see the Corrector+ icon, tap the folder tab and tap Unfiled Icons.



- 3 Tap the Corrector+ icon .

Note: If the Corrector+ icon doesn't appear, tap Extras, tap the folder tab, and in the list that appears, tap All Icons. Then tap the Corrector+ icon

- 4 When you are finished using Corrector+ , tap  to quit.

## 2. Overview

---

Corrector+ works by identifying patterns in misinterpreted words and testing to determine if by replacing the search pattern with the replace pattern, the “corrected” word is present in one of the Newton’s built-in dictionaries. If so, Corrector+ optionally replaces the misinterpreted words with the corrected words. There are four types of corrections you can define in Corrector+:

- Whole—Corrector+ will look for the search string, replacing it with the replace string.  
Example: TM -> The
- Head—Corrector+ will look for the search string at the beginning of a word and replace it with the replace string.  
Example: (are -> care
- Middle—Corrector+ will look for strings in the middle of words and replace them with the replace string.  
Example: f.ne -> fine
- Tail—Corrector+ will look for strings at the ends of words and replace them with the replace string.  
Example: Tryiy -> Trying  
Example: Cleary! -> Clearly!

Note: Corrections are CASE SENSITIVE. If you define a Whole correction such as: Th -> The, Corrector+ will NOT correct the word ‘th’

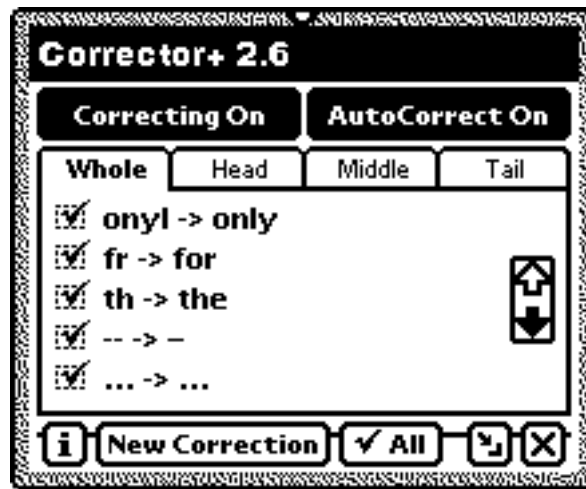
When first run, Corrector+ will install some default corrections:


- Whole: th -> the
- Head: ( -> c
- Middle: . -> i
- Tail: iy -> ing
- Tail: ig -> ing
- Tail: ry -> rly

# 3. Activating Corrector+

---

- 1 Open Corrector+. The Corrector+ application appears.



- 2 Tap the Correcting On/Off button to activate or deactivate Corrector+.
- 3 Tap the AutoCorrect On/Off button to make Corrector+ automatically replace misinterpreted words with the Corrector+ corrected words.
- 4 Minimize Corrector+ by tapping on the Minimize button . Corrector+ will still be activated but will disappear.
- 5 Write on your Newton. After a short delay, misinterpreted words will be automatically corrected by Corrector+ if you have turned on Auto-Correct.

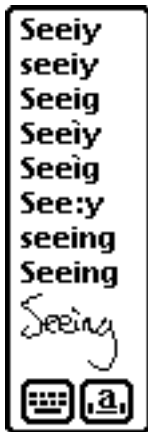
Without Corrector+:

seeiny → seeiy

With Corrector+:

seeiny → seeing

- 6 If Auto-Correct is turned off, double tap on the misinterpreted word to see a list of corrections. In the list that appears, select the corrected word.





# 4. Creating and Editing Corrections

---

## Creating new corrections

- 1 Open Corrector+.
- 2 Tap New Correction. The new correction slip appears.



The screenshot shows a dialog box titled "New Correction" with a close button (X) in the top right corner. Below the title is a section labeled "◆ Type Tail" with a dropdown arrow. Underneath are two text input fields: "Search for" and "Replace with". At the bottom left, there is a checkbox labeled "Don't auto-correct this correction". At the bottom right, there is a close button (X).

- 3 Tap Type and in the list that appears, select the type of correction you want to create.
- 4 Enter the search string.
- 5 Enter the replace string.

If you have Auto-Correct turned on but do not want Corrector+ to automatically correct this correction, check Don't auto-correct this correction.


- 6 Tap the closebox  to save the correction.

# Editing and deleting corrections

- 1 Open Corrector+.
- 2 Tap the correction type you want to edit on the correction tab.

# 5. Setting Preferences

---

- 1 Tap the Information button  .
- 2 In the list that appears, tap Prefs. The Corrector+ Preferences slip appears.

# 6. Frequently Asked Questions

---

This chapter describes common problems and suggests solutions. Note, that many of the procedures here can be found in more detail in the preceding chapters. If, after reviewing the suggested solutions in this chapter, you still cannot solve the problem, contact Foundation Systems at: [support@tow.com](mailto:support@tow.com)

## Improper Corrections

When I write the word “sprig,” it gets changed to “spring.” Why is this happening and how can I prevent Corrector+ from changing correctly written words?

- Sometimes Corrector+ corrects a properly written word. Sprig is not in the built-in Newton dictionaries so Corrector+ assumes that it has been misinterpreted. Since “spring” is in the dictionaries, Corrector+ replaces “sprig.”
- Edit the correction and check Don't auto-correct this correction to prevent this from happening.

## Miscellaneous

Corrector+ doesn't seem to be working. I turn it on and close the window and nothing happens when I write!

- You have to minimize Corrector+ to let it run in the background. Closing the application will turn off the Corrector+.

# Foundation Systems Software License

---

PLEASE READ THIS LICENSE CAREFULLY BEFORE USING THE SOFTWARE. BY USING THE SOFTWARE, YOU ARE AGREEING TO BE BOUND BY THE TERMS OF THIS LICENSE. IF YOU DO NOT AGREE TO THE TERMS OF THIS LICENSE, PROMPTLY RETURN THE SOFTWARE TO THE PLACE WHERE YOU OBTAINED IT AND YOUR MONEY WILL BE REFUNDED.

1. License. The application, demonstration, system and other software accompanying this License, whether on disk, in read only memory, or on any other media (the "Foundation Systems Software") and the related documentation are licensed to you by Foundation Systems. You own the media on which the Foundation Systems Software is recorded but Foundation Systems and/or Foundation Systems' Licensor(s) retain title to the Foundation Systems Software and related documentation. This license allows you to use the Foundation Systems Software on a single computer or Personal Digital Assistant ("PDA"). You may also transfer all your license rights in the Foundation Systems Software, the related documentation and a copy of this License to another party, provided the other party reads and agrees to accept the terms and conditions of this License.
2. Restrictions. The Foundation Systems Software contains copyrighted material, trade secrets and other proprietary material and in order to protect them you may not decompile, reverse engineer, disassemble or otherwise reduce the Foundation Systems Software to a human-perceivable form. You may not modify network, rent, lease, loan, distribute, or create derivative works based upon the Foundation Systems software in whole or in part. You may not electronically transmit the Foundation Systems Software from one device to another or over a network.
3. Termination. This License is effective until terminated. You may terminate this License at any time by destroying the Foundation Systems Software and related documentation. This License will terminate immediately without notice from Foundation Systems if you fail to comply with any provision of this License. Upon termination you must destroy the Foundation Systems Software and related documentation.
4. Export Law Assurances. You agree and certify that neither the Foundation Systems Software nor any other technical data received from Foundation Systems nor the direct product thereof, will be exported outside the United States except as authorized and as permitted by the laws and regulations of the United States. If the Foundation Systems Software has been rightfully obtained by you outside of the United States, you agree that you will not re-export the Foundation Systems Software nor any other technical data received from Foundation Systems, nor the direct product thereof, except as permitted by the laws and regulations of the United States and the laws and regulations of the jurisdiction in which you obtained the Foundation Systems Software.
5. U.S. Government Restricted Rights. The Foundation Systems Software is provided with RESTRICTIVE RIGHTS. Use, duplication, or disclosure by the Government is subject to restrictions as set forth in applicable section of FAR 52.227-19 (c) (2) or DOD FAR supplement 252.227-7013 subdivisions (b) (3) (ii) and (c) (1) (ii) of The Rights in Technical Data and Computer Software clause. Contractor/manufacturer is Foundation Systems, PO Box 2330, Stanford, CA 94309-2330.
6. Disclaimer of Warranty on Foundation Systems Software. You expressly acknowledge and agree that use of the Foundation Systems Software is at your sole risk. The Foundation Systems Software and related documentation are provided "AS IS" and without warranty of any kind and Foundation Systems and Foundation Systems Licensor(s) (for the purposes of provisions 6 and 7 Foundation Systems and Foundation Systems Licensor(s) shall be collectively referred to as "Foundation Systems") EXPRESSLY DISCLAIM ALL WARRANTIES, EXPRESS OR IMPLIED, INCLUDING BUT NOT LIMITED TO, THE IMPLIED WARRANTIES OF MERCHANTABILITY AND FITNESS FOR A PARTICULAR PURPOSE. FOUNDATION SYSTEMS DOES NOT WARRANT THAT THE FUNCTIONS CONTAINED IN THE FOUNDATIONS SYSTEMS SOFTWARE WILL MEET YOUR REQUIREMENTS, OR THAT THE OPERATION OF THE FOUNDATIONS SYSTEMS SOFTWARE WILL BE UNINTERRUPTED OR ERROR-FREE, OR THAT DEFECTS IN THE FOUNDATION SYSTEMS WILL BE CORRECTED. FURTHERMORE FOUNDATION SYSTEMS DOES NOT WARRANT OR MAKE ANY REPRESENTATIONS REGARDING THE USE OR THE RESULTS OF THE USE OF THE FOUNDATION SYSTEMS SOFTWARE OR RELATED DOCUMENTATION IN TERMS OF THEIR CORRECTNESS, ACCURACY, RELIABILITY OR OTHERWISE. NO ORAL OR WRITTEN INFORMATION OR ADVICE GIVEN BY FOUNDATION SYSTEMS OR A FOUNDATION SYSTEMS AUTHORIZED REPRESENTATIVE SHALL CREATE A WARRANTY OR IN ANY WAY INCREASE THE SCOPE OF THIS WARRANTY. SHOULD THE FOUNDATION SYSTEMS SOFTWARE PROVE DEFECTIVE, YOU (AND NOT FOUNDATION SYSTEMS OR A FOUNDATION SYSTEMS AUTHORIZED REPRESENTATIVE) ASSUME THE ENTIRE COST OF ALL NECESSARY SERVICING, REPAIR OR CORRECTION. SOME JURISDICTIONS DO NOT ALLOW THE EXCLUSION OF IMPLIED WARRANTIES, SO THE ABOVE EXCLUSION MAY NOT APPLY TO YOU.
7. Limitation of Liability. UNDER NO CIRCUMSTANCES INCLUDING NEGLIGENCE, SHALL FOUNDATION SYSTEMS BE LIABLE FOR ANY INCIDENTAL, SPECIAL OR CONSEQUENTIAL DAMAGES THAT RESULT FROM THE USE OR INABILITY TO USE THE FOUNDATION SYSTEMS SOFTWARE OR RELATED DOCUMENTATION, EVEN IF FOUNDATION SYSTEMS OR A FOUNDATION SYSTEMS AUTHORIZED REPRESENTATIVE HAS BEEN ADVISED OF THE POSSIBILITY OF SUCH DAMAGES. SOME JURISDICTIONS DO NOT ALLOW THE LIMITATION OR EXCLUSION OF LIABILITY FOR INCIDENTAL OR CONSEQUENTIAL DAMAGES SO THE ABOVE LIMITATION OR EXCLUSION MAY NOT APPLY TO YOU.

In no event shall Foundation Systems' total liability to you for all damages, losses and causes of action (whether in contract, tort (including negligence) or otherwise) exceed the amount paid by you for the Foundation Systems Software.

8. Controlling Law and Severability. This License shall be governed by and construed in accordance with the laws of the United States and the State of California, as applied to agreements entered into and to be performed entirely within California between California residents. If for any reason a court of competent jurisdiction finds any provision of this License, or portion thereof, to be unenforceable, that provision of the License shall be enforced to the maximum extent permissible so as to effect the intent of the parties, and the remainder of this License shall continue in full force and effect.

9. Complete Agreement. This License constitutes the entire agreement between the parties with respect to the use of the Foundation Systems Software and related documentation, and supersedes all prior or contemporaneous understandings or agreements, written or oral, regarding such subject matter. No amendment or modification of this License will be binding unless in writing and signed by a duly authorized representative of Foundation Systems.