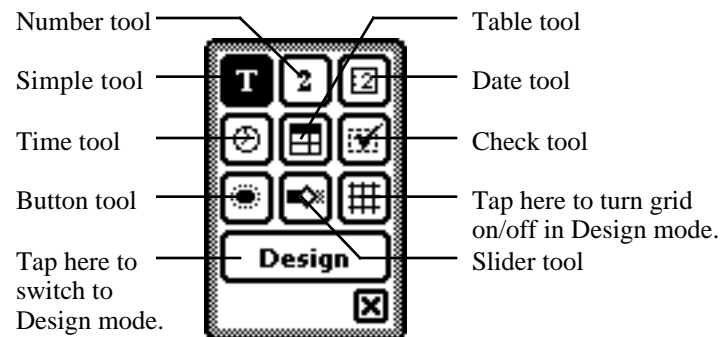
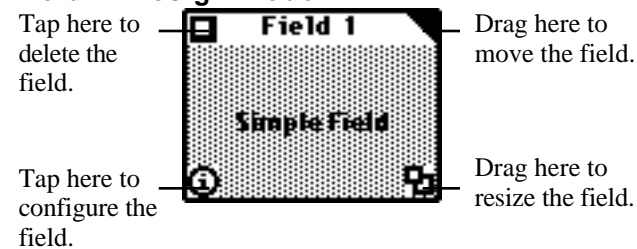


transForm at a Glance (version 0.31, 7 July 1995)


Tool bar



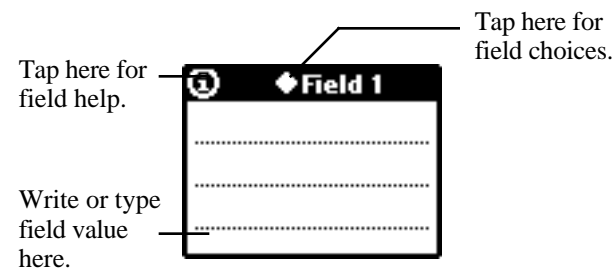
Field in Design mode



To Configure a Field

1. Switch to Design mode.
2. Tap the field's Configuration button 
 - **Choices** to add a pop-up list (simple, number), edit button labels (button), adjust range (slider).
 - **Columns** to add and configure columns (table).
 - **Default** to look up info (simple), set initial value (number, check, button, slider), set to now (date, time).
 - **Font** to set font for fill-in part of field (simple, number, date, time).
 - **Format** to put values in standard currency (number), date, or time format (date, time).
 - **Help** to add pop-up help message (all fields).
 - **Labels** to edit field title or internal name (all fields).

Field in Fill mode



Technical Support

newton@eecs.wsu.edu

<http://www.eecs.wsu.edu/~schlimme/newton/transForm.shtml>